

ACOR



Recycling Seminar

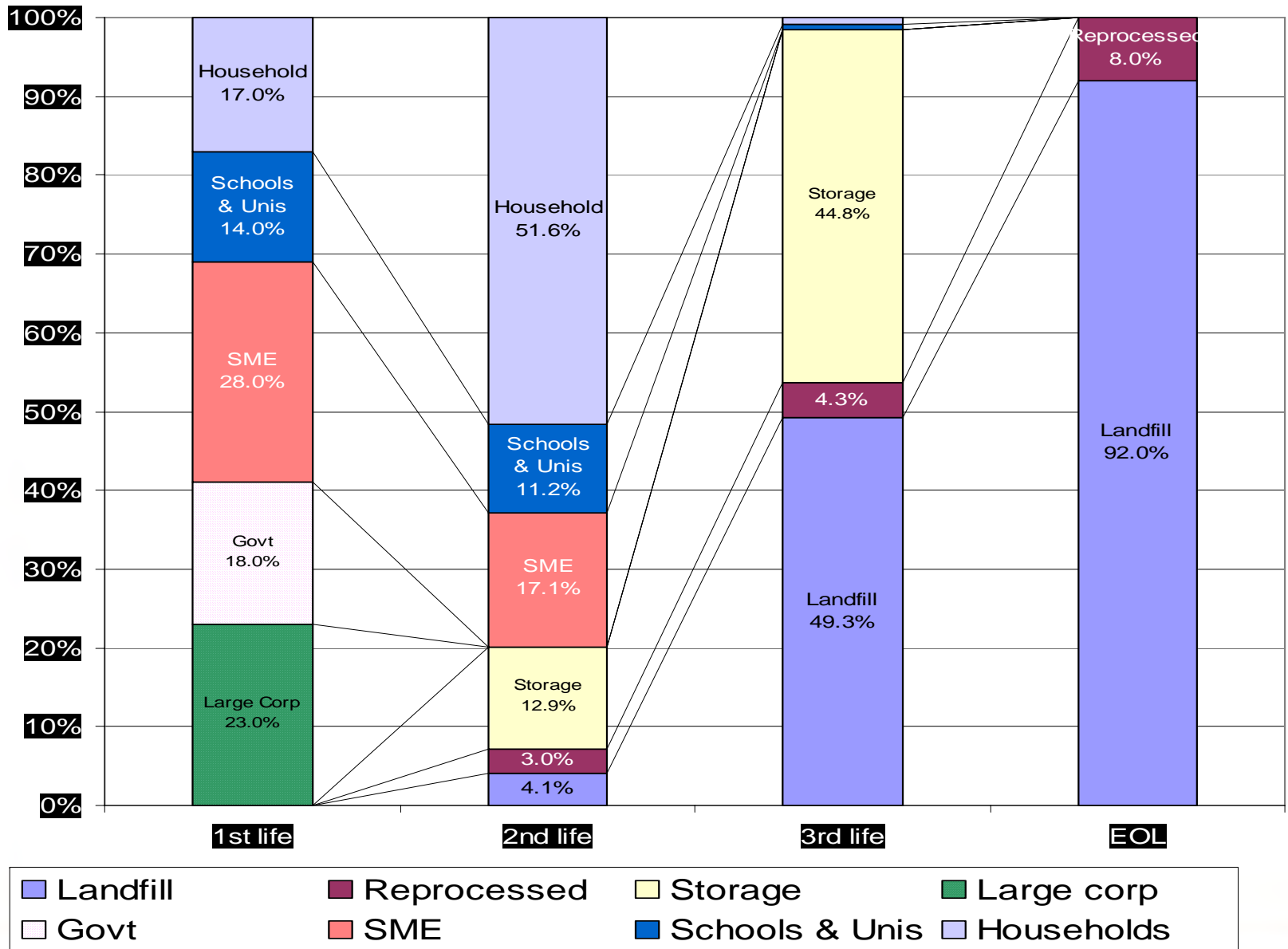
September 2006

Presenter: Rick Wakelin – Sims E-Recycling

What is E-Waste?

- E waste encompasses a broad and growing range of electronic devices from house hold appliances to the humble notebook & mobile phone.
- Used electronic products as defined as Haz waste under the Hazardous Waste (regulation of exports & Imports) Act 1989 & Basel Convention
- E waste has become a problem of crisis proportions essentially because
- Its hazardous as it contains toxic substances which creates serious environmental and human health concerns.
- Its generated at alarming rates due to obsolescence

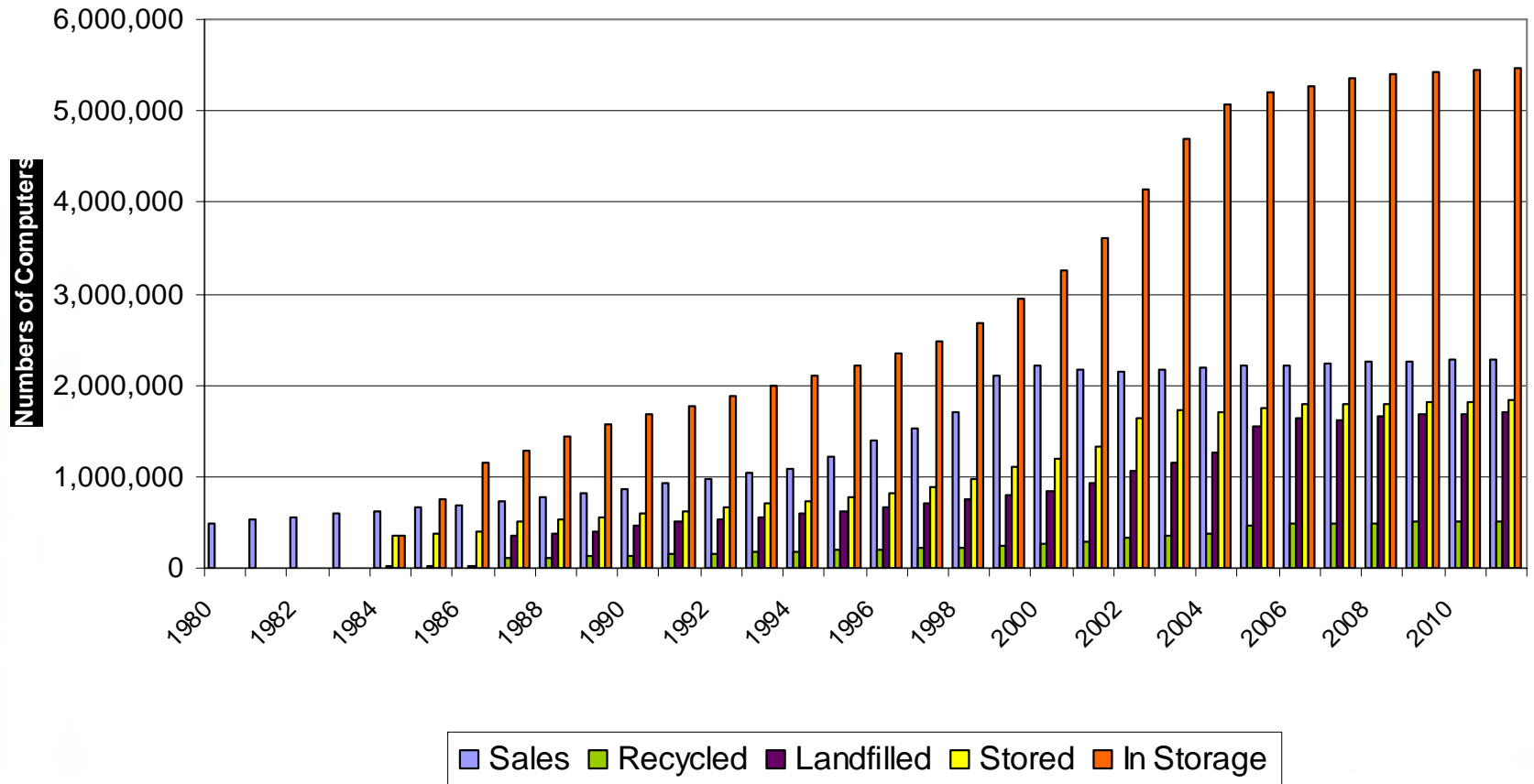




CPU LifeCycle



Estimated Sales and EOL Flows for Computers in Australia 1980-2011 (Meinhardt)



E-Waste Facts:

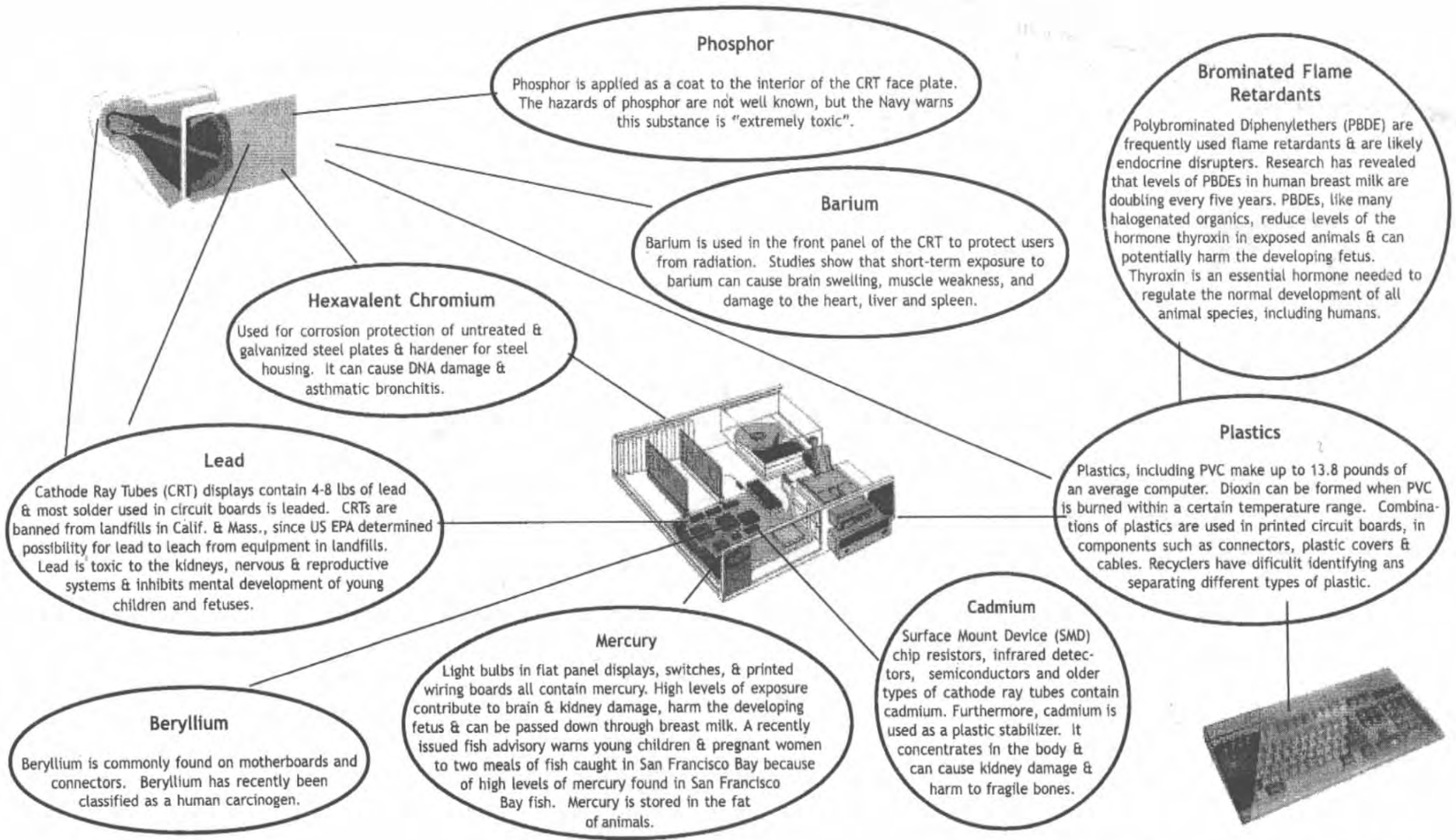
■ Australia scenario:

- 9.2 million computers in use throughout Australia
- Further 2.1 million to enter the market this year.
- Estimated in 2006 that:
 - 1.6 million computers will enter landfill.
 - 1.8 million put into storage.
 - 5.3 million already in storage.
 - 0.5 million recycled in Australia
 - Most obsolete in 18 months
 - 70% Illegally exported
- E- waste is growing at over 3 times the rate of general municipal waste causing huge environmental damage.

Present Practice

- ICT Equipment – projected – 2193tonnes to landfill – 1600+ monitors PA
- TV – 298 tonnes PA
- Printer equip & Peripherals – 342 tonnes pa
- Stereos etc – 38 tonnes pa
- Sales increase by 12%pa - ICT
- TV – 20% pa
- Stereos/video etc – 12% pa
- Conservative – due to cheaper imports figure may rise, thus so will landfill rates

Typical Analysis



Images courtesy of Materials for Future Foundation

Supply Sources

- **Business-to-Business (B2B)**
 - Smaller parcels of high value material –
 - Practical restrictions (access, timing etc.)
 - Higher service expectations
 - Individual contract arrangements
- **General Community Collections**
 - Large Volume of low value material
 - Provision of large, efficient and regular transport
 - Basic service requirements
 - Budget cost expectations
- **OEMs**
 - Large Volume of mixed value material –
 - Varied service requirements
 - Budget expectations
 - Individual or Stewardship arrangements

Outcomes:


- Landfill: 0% recovery.
- Shredding: 20% to 30% recovery. (approximately)
- Recycling: 95% to 98% recovery
- Product – CRT (Example)
 - Landfill: 0% Recovery
 - Smelting: 5-6% Recovery
 - Glass to Glass: 99% Recovery

Summation

- Three different market segments
- No size fits all
- Build on the successes within Europe whilst recognising Australia is NOT Europe..
- Diversion of product from landfill supported by legislation.
- Legislation will require large and responsive infrastructure response
- Botched implementation will have serious political and social implications
- Efficiency and solid infrastructure is the key
- Build a recycling network of services throughout Australia and beyond.
- Provide a consistent and predictable outcome throughout Australia.
- True recycling solutions with high environmental outcome comes at a cost.
- Offer services at a competitive cost but with real environmental solutions.
- Delivery will depend on solid financial and operational backing – no room for “cottage industry” players

End Presentation

ACOR



**Remember money is not the reason for recycling
We recycle for our future, our children's future,
Our grandchildren's future and the future of
the planet.**

